



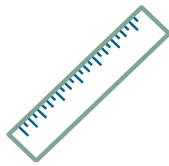
WHERE MANUFACTURING WORKS



Rev. March 2023

COMPETITIVE ADVANTAGES

20,160
SQUARE MILES



2.1M+
POPULATION
COUNT

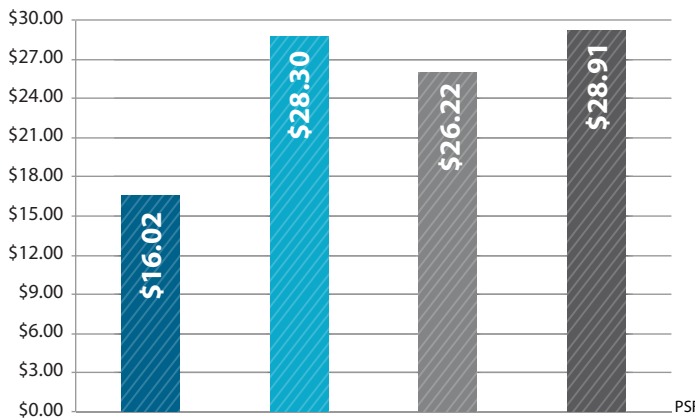


999,000+
LABOR FORCE

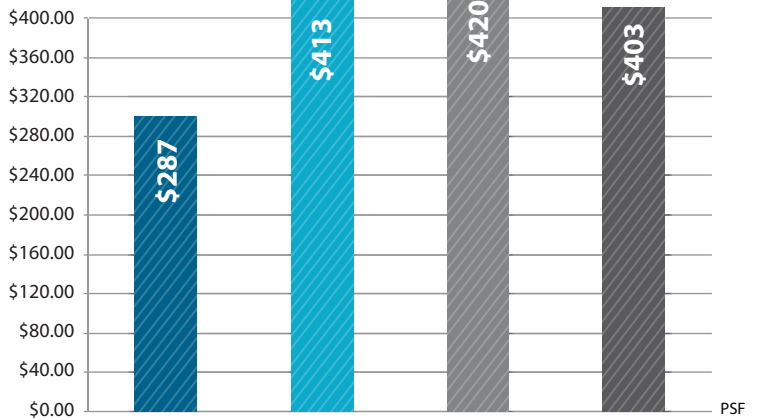


LESS EXPENSIVE REAL ESTATE

Source: CoStar, Q1 2023



LEASE



SALE

● San Bernardino County

● Los Angeles County


● Orange County

● San Diego County

**LOWER
LABOR COSTS**

Source: JobsEQ+, Q3 2022

MANUFACTURING AVERAGE EARNINGS



● San Bernardino County

● Los Angeles County

● Orange County

● San Diego County

SOME KEY MANUFACTURING SECTORS IN SAN BERNARDINO COUNTY

Source: JobsEQ+, Q3 2022

ADVANCED MANUFACTURING

18,465
JOBS



FOOD MANUFACTURING

8,344
JOBS



PLASTICS & RUBBER PRODUCTS MANUFACTURING

5,703
JOBS



PRIMARY METAL MANUFACTURING

2,825
JOBS




3,700+
MANUFACTURERS

IN SAN BERNARDINO
COUNTY

ENGINEERING & RELATED SCHOOLS

- CAL POLY POMONA – COLLEGE OF ENGINEERING
- INDUSTRIAL & TECHNICAL LEARNING CENTER OF THE INLAND EMPIRE
- HARVEY MUDD COLLEGE – CLAREMONT
- UNIVERSITY OF CALIFORNIA RIVERSIDE – BOURNS COLLEGE OF ENGINEERING
- HIGH DESERT TRAINING INSTITUTE – VICTORVILLE



DID YOU KNOW?

CALIFORNIA...

- is the #1 state for manufacturing and technology
- is the #1 state for capital access
- California is now the world's fifth-largest economy



SAN BERNARDINO COUNTY IS GETTING NOTICED!

- "The COVID Pandemic Has Accelerated Demands for a More Skilled Work Force – and San Bernardino County Delivers."

– NICK BOUCH, -REDLINE
PRECISION MACHINING, INC.
ONTARIO, CA

Source: JobsEQ+, Q3 2022

TOP 5 MANUFACTURING JOBS

SOC 11-1021



General and
Operations Managers

14,160
EMPLOYMENT

\$115,400
AVERAGE WAGE

334
UNEMPLOYMENT

SOC 41-4012



Sales Representatives,
Wholesale and Manufacturing

8,582
EMPLOYMENT

\$76,600
AVERAGE WAGE

189
UNEMPLOYMENT

SOC 43-5071



Shipping, Receiving,
and Inventory Clerks

7,857
EMPLOYMENT

\$41,100
AVERAGE WAGE

482
UNEMPLOYMENT

SOC 49-9071



Maintenance and
Repair Workers, General

7,287
EMPLOYMENT

\$50,800
AVERAGE WAGE

203
UNEMPLOYMENT

SOC 51-1011



First-Line Supervisors of
Production and Operating Workers

2,740
EMPLOYMENT

\$67,400
AVERAGE WAGE

49
UNEMPLOYMENT

BOARD OF SUPERVISORS

COL. PAUL COOK (RET.)
Vice Chair, First District Supervisor

JESSE ARMENDAREZ
Second District Supervisor

DAWN ROWE
Chair, Third District Supervisor

CURT HAGMAN
Fourth District Supervisor

JOE BACA, JR.
Fifth District Supervisor

LEONARD X. HERNANDEZ
Chief Executive Officer