



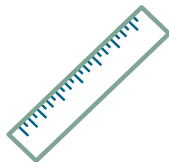
# WHERE MANUFACTURING WORKS



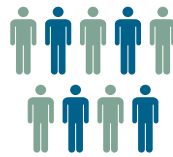
Rev. Jan 2023

## COMPETITIVE ADVANTAGES

**20,160**  
SQUARE MILES



**2.1M+**  
POPULATION  
COUNT

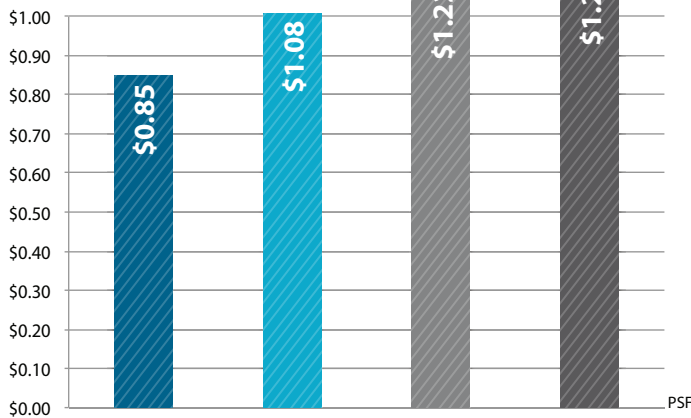


**960,000+**  
LABOR FORCE

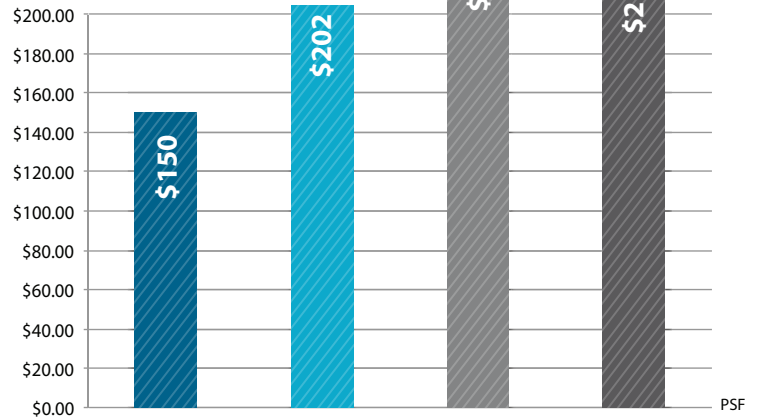


## LESS EXPENSIVE REAL ESTATE

Source: Costar/CBRE, 2019 Q4



LEASE



SALE

● San Bernardino County

● Los Angeles County


● Orange County

● San Diego County

**LOWER  
LABOR COSTS**

Source: JobsEQ, 2022

## MANUFACTURING AVERAGE EARNINGS



● San Bernardino County

● Los Angeles County

● Orange County

● San Diego County

## SOME KEY MANUFACTURING SECTORS IN SAN BERNARDINO COUNTY

Source: JobsEQ, Q1 2020

### ADVANCED MANUFACTURING

**17,768**  
JOBS



### FOOD MANUFACTURING

**7,876**  
JOBS



### PLASTICS & RUBBER PRODUCTS MANUFACTURING

**6,149**  
JOBS



### PRIMARY METAL MANUFACTURING

**3,294**  
JOBS




**3,700+**  
MANUFACTURERS

IN SAN BERNARDINO  
COUNTY

## ENGINEERING & RELATED SCHOOLS

- CAL POLY POMONA – COLLEGE OF ENGINEERING
- INDUSTRIAL & TECHNICAL LEARNING CENTER OF THE INLAND EMPIRE
- HARVEY MUDD COLLEGE – CLAREMONT
- UNIVERSITY OF CALIFORNIA RIVERSIDE – BOURNS COLLEGE OF ENGINEERING
- HIGH DESERT TRAINING INSTITUTE – VICTORVILLE



## DID YOU KNOW?

### CALIFORNIA...

- is the #1 state for manufacturing and technology
- is the #1 state for capital access
- California is now the world's fifth-largest economy



### SAN BERNARDINO COUNTY IS GETTING NOTICED!

- "The COVID Pandemic Has Accelerated Demands for a More Skilled Work Force – and San Bernardino County Delivers."

– **NICK BOUCH, -REDLINE  
PRECISION MACHINING, INC.  
ONTARIO, CA**

Source: JobsEQ, Q1 2020

## TOP 5 MANUFACTURING JOBS

SOC 11-1021



General and  
Operations Managers

**11,000**  
EMPLOYMENT  
**\$118,000**  
AVERAGE WAGE  
**207**  
UNEMPLOYMENT

SOC 41-4012



Sales Representatives,  
Wholesale and Manufacturing

**74,057**  
EMPLOYMENT  
**\$74,900**  
AVERAGE WAGE  
**159**  
UNEMPLOYMENT

SOC 43-5071



Shipping, Receiving  
and Traffic Clerks

**6,425**  
EMPLOYMENT  
**\$37,600**  
AVERAGE WAGE  
**263**  
UNEMPLOYMENT

SOC 49-9071



Maintenance and  
Repair Workers, General

**6,360**  
EMPLOYMENT  
**\$43,900**  
AVERAGE WAGE  
**169**  
UNEMPLOYMENT

SOC 51-1011



First-Line Supervisors of  
Production and Operating Workers

**2,659**  
EMPLOYMENT  
**\$66,800**  
AVERAGE WAGE  
**31**  
UNEMPLOYMENT

## BOARD OF SUPERVISORS

**COL. PAUL COOK (RET.)**  
Vice Chair, First District Supervisor

**JESSE ARMENDAREZ**  
Second District Supervisor

**DAWN ROWE**  
Chair, Third District Supervisor

**CURT HAGMAN**  
Fourth District Supervisor

**JOE BACA, JR.**  
Fifth District Supervisor

**LEONARD X. HERNANDEZ**  
Chief Executive Officer